



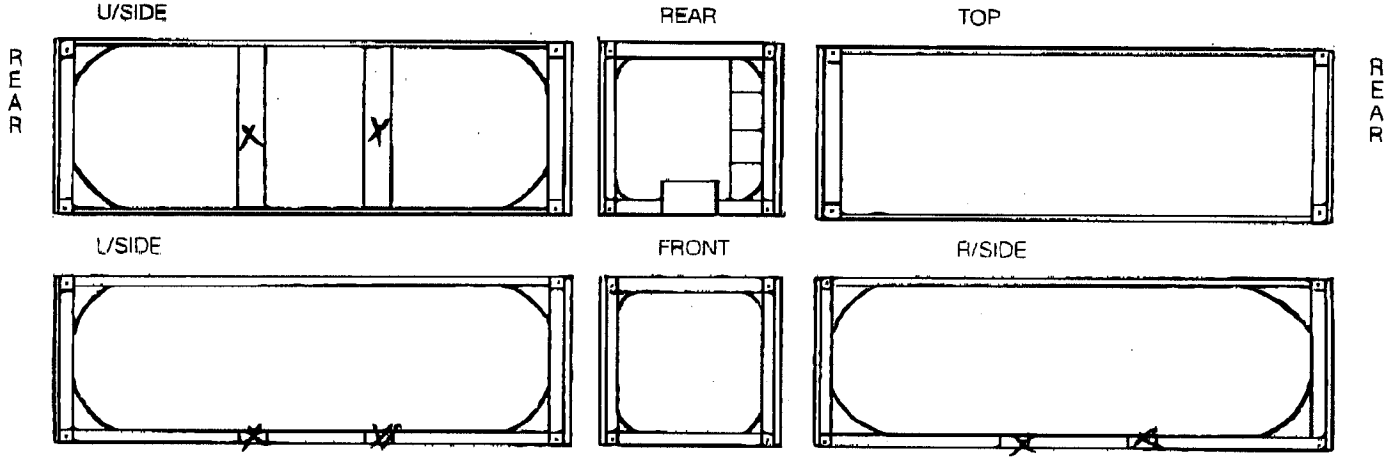
**CIMS INTERNATIONAL N.V.**

Container, Cargo & Marine surveyors

**TANK CONTAINER  
ON HIRE/CONDITION  
INSPECTION REPORT**

CONTAINER NUMBER <i>10TU 240407-6</i>		CUSTOMER <i>TANKSPAN</i>		SURVEY DATE <i>30.6.01</i>	LOCATION <i>Felixpolys, HAP</i>	DEPOT
TANK TYPE <i>1 No.1</i>	MANUFACTURER <i>CIEA/NEW</i>	BUILT <i>7/2000</i>	CSC DUE DATE <i>7/0005</i>	MAX GROSS WT <i>36000 Kgs.</i>	TARE WT <i>3980 . Kgs.</i>	
TANK CAPAC. <i>24000 Ltrs.</i>	LAST TESTS/AUTHORITY <i>2 1/2 Yrs: / 5 Yrs: 7/2000</i>		RELEASE NR. <i>RL 1971954</i>	EIR NR.	REPORT NUMBER	

GENERAL FRAME/CLADDING/PAINT CONDITION: *1/100 Dues*



**REMARKS**

---



---



---



---



---

COMPONENT CHECK LIST	FITTED		CONDITION		REMARKS
	YES	NO	GOOD	N/A	
<b>MARKINGS AND PLATES</b>					
Data plates	/		/		
Tir Placard	/		/		
Owners plate	/		/		
Manufacturers plate	/		/		
CSC plate	/		/		
Customs approval plate	/		/		
Prefix/number	/		/		
IMO/Dot E Number		/			
Country code		/			
Owner label	/		/		
Aar 600	/		/		
CTC Impact approval	/		/		
Weight/volume decals	/		/		
Other decals	/		/		

COMPONENT CHECK LIST	FITTED		CONDITION		REMARKS
	YES	NO	GOOD	N/A	
<b>EXTERNAL ACCESSORIES</b>					
Front ladder	/	/	/		
Rear ladder	/	/	/		
Document. Box/Cap/Gask/Chain	/	/	/		1/2" Brass
Outlet Cap/Blank/Gask/Chain	/	/	/		3" BSP
Bottom outlet valve/gaskets	/	/	/		Butterfly/Ball
Footvalve	/	/	/		Agordo
Remote Footvalve control	/	/	/		Agordo
Steam Tubes/Cap/Gask/Ch.	/	/	/		2x 3/4" 2 Pressure Cops
Condensate drain	/	/	/		
Thermometer	/	/	/		RUDM 8000 -120° to +160°
Walkway	/	/	/		
Manhole Protection Cover	/	/	/		
Spillbox	/	/	/		
Manlid / Seal	/	/	/		SWR/PTFE
Manlid swing bolts	/	/	/		8
Dipslick	/	/	/		
Calibration Chart	/	/	/		1 x 88 Plates
Safety Dev. Prot. Cover/Spillbox	/	/	/		
P/V Relief Valves	/	/	/		1 Agordo No. 35896 4.4 bar G/C
Pressure Gauges	/	/	/		
Flame Traps on P/V Rel. Val.	/	/	/		1
Air Line Cap/Gasket/Blank/CH	/	/	/		1/2" BSP
Air line Valve/Gasket/Gauge	/	/	/		Agordo
Top Disch. Prot. Cover/Spillb.	/	/	/		
Top Disch. Valve	/	/	/		
Top Disch. Blank/Gas.	/	/	/		
Top Operated Int. Footvalve	/	/	/		
<b>INTERNAL CONDITION</b>					
Cleaned/Dry	/	/	/		
Discoloured	/	/	/		
Rusted	/	/	/		
Corroded	/	/	/		
Pitted/Lamination Pitting	/	/	/		
Thermometer probe	/	/	/		
Valv. clean fm. Moist/Res.	/	/	/		
Syphon tube	/	/	/		
Footvalve	/	/	/		
Bursting discs	/	/	/		
Cleanliness certificate	/	/	/		Crime 20/6/01
<b>ELECTRICAL HEATING</b>					
Control Box	/	/	/		Prove Tailed
Circuit Breakers/Fuses	/	/	/		
Temperature Controls	/	/	/		
Voltage/Switches	/	/	/		
Elec. Cables/Plugs	/	/	/		
Function tests	/	/	/		

**CONTAINER NUMBER**  
1014 240407-6

- DEFECT CODES**
- B - BENT
  - C - CUT
  - CR - CRACKED
  - COR - CORROSION
  - H - HOLE
  - L - LOOSE
  - M - MISSING
  - WT - WEAR + TEAR
  - ST - STAINED
  - SC - SCRATCHED
- SURVEY CODES**
- D1 - DENT up to 6 mm
  - D2 - DENT 7-13 mm
  - D3 - DENT 13-20 mm
  - D4 - DENT 20-25 mm
  - D5 - DENT 25-30 mm
  - D6 - DENT 30-40 mm
  - D7 - OVER 40 mm
  - IRR - IMPROPER REPAIR RECENT
  - IRO - IMPROPER REPAIR OLD
  - EZ - EXISTING REPAIR

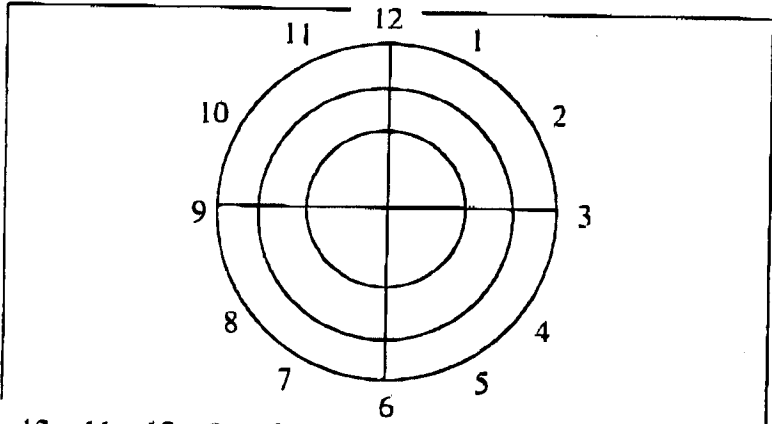
- ACCEPTED TO I.I.C.
- ACCEPTED AS SERVICEABLE
- REJECTED

SURVEYOR'S NAME  
*[Signature]*

# INTERNAL INSPECTION REPORT

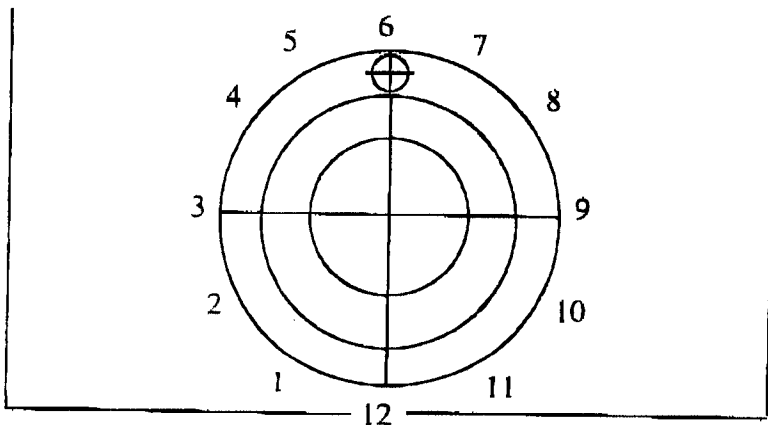
TANK SERIAL NO. TASU.240407-6 LAST PRODUCT: Wine  
 Location: H.P. Felixsoode Ref. No. RL/971984  
 Inspected By: BARRY TITE Order No.  
 Date: 30.6.01

## FRONT






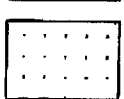
	12	11	10	9	8	7	6	5	4	3	2	1	
A													
B													
C													
D													
E													
F													
G													
H													

*No Remarks*




## REAR

### SURFACE CONDITION

-  STAINING
-  SURFACE RUST
-  SURFACE SCORING (Scratch/gouge marks)
-  PITTING

**INDICATE TYPE & SHAPE**  
 See Note II of Section 9 on Corrosion  
 Pitting in ACC.

**DRAW PITTING TYPE**  
 or indicate A, B or C.



**DRAW PITTING SURFACE SHAPE**  
 (Circular, elongated, etc.)



Pitting depth Average mm/inch  
 Pitting depth Maximum mm/inch

Area of shell affected %

Pitting in weld bead Y/N

Is pitting light or heavy L/H

Pitting in heat zone of weld bead Y/N

Is pitting light or heavy L/H

If tank is stained indicate colour

Condition of syphon tube

Indicate weld seam in plan

### ADDITIONAL COMMENTS

Name (Print) BARRY TITE Signed [Signature] Date 30/6/01



**CIMS INTERNATIONAL N.V.**  
Container, cargo & marine surveyors

Worldwide  
Headquarters

Noorderlaan 115, B-2030 Antwerpen 3  
Tel. (03) 542 03 15 Fax (03) 542 54 81 E-mail cimswwhq@cims-surveys.com

TANK CONTAINER CLEANLINESS / SAFETY CERTIFICATE

*RL/97.1954* *Seals*  
*AS 42018*  
*AS 42035*

Container no. : 1074-940407-6 Tank type : 1M01  
Premises : H.P. PEUKROOZE  
Last product : NA  
Date and time of inspection : 30.6.01 at 12.00 hrs

OXYGEN % 20.5  
LEL %       
SAFE FOR MEN - ~~SAFE FOR FIRE~~ YES/~~NO~~  
DRY - ODOURLESS YES/~~NO~~  
SHELL SURFACE CLEAN (visual examination only) YES/~~NO~~  
MANHOLE GASKET CLEAN YES/~~NO~~  
~~TOP DISCHARGE VALVE / SYPHON TUBE CLEAN~~ YES/~~NO~~  
BOTTOM DISCHARGE VALVE CLEAN YES/~~NO~~

REMARKS

*Clean*

NAME OF INSPECTOR :

*Derek T. 198*  
*[Signature]*

This report refers to the condition of the tankcontainer at time of inspection only.

All orders are executed only in accordance with our General Conditions deposited with the Antwerp Chamber of Commerce and Industry.

B.T.W. BE 420.005.743 - Bank: FORTIS Rek. 220-0992530-62 - H.R. Antwerpen 220 200













