

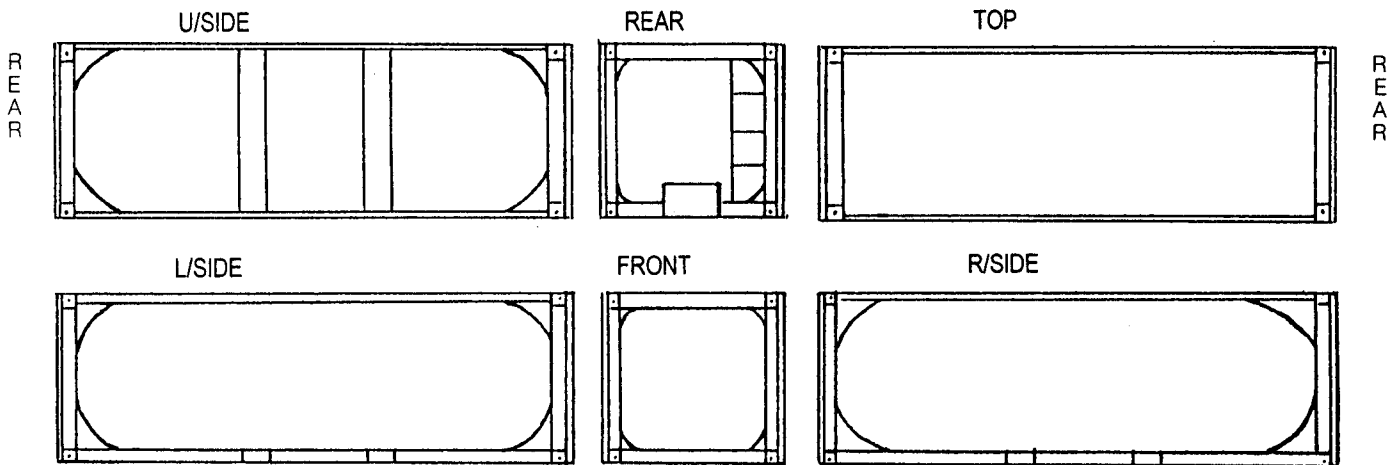
**CIMS INTERNATIONAL N.V.**

Container, cargo & marine surveyors

ON HIRE/CONDITION INSPECTION REPORT

CONTAINER NUMBER		CLIENT NAME		SURVEY DATE		LOCATION		DEPOT	
TASU 211011-7		TANKSPAN		03-04-02		ROTT.		CONSANI	
TANK TYPE	MANUFACTURER	SERIAL NO.	ISO TYPE		TANK	MAX	PAYLOAD	TARE	
IMO 1	CONSANI	ULF21.4.36	22T6		21.000	36.000	32.400	3600	
FIRST TEST	LAST 2 1/2 YR TEST	LAST 5 YR TEST	NEXT TEST DUE		CSC	MAWP	TEST		
06/01/01	—	06/01/01	12/03		06/06	4	6		
STWP	ST PRESS.	TANK HEAD MAT		TANK SHELL MAT		HEAD THICKNESS		SHELL THICKNESS	
6	10	17440 W1.4406		17441 W1.4401		4.6		4.6	

GENERAL CONDITION FRAME: *HANDLING SCRATCHES* CLADDING: *YARD DUST* PAINT: *GOOD.*



DAMAGE CODES

- B Bent       C Cut       D Dent       CR Cracked       EZ Exist. Rep.       H Hole
- COR Corrosion       L Loose       SC Scratched       M Missing       ST Stained       IR Improper Repair


COMPONENT CHECK LIST	FITTED		COMMENTS
	Y	N	
MARKINGS AND PLATES			
Data plates	✓		
Owners plate	✓		
Manufacturer's plate	✓		
CSC plate	✓		
Custom approval plate	✓		
Prefix number	✓		
IMO/DOT E number	✓		
Country code		✓	
Owner label	✓		
AAR 600	✓		
CTC impact approval	✓		
Weight / volume decals	✓		

COMPONENT CHECK LIST	FITTED		COMMENTS
	Y	N	
EXTERNAL ACCESSORIES			
Front ladder		✓	
Rear ladder	✓		
Document. Box/Cap/Gask/Chain	✓		
Outlet Cap/Blank/Gask/Chain	✓		Size <u>3"</u> <del>M/SS</del> <u>CAP</u>
Bottom outlet valve/gaskets	✓		MFR FV/ <del>Butterfly/Ball</del>
Footvalve	✓		MFR FV/ <u>NO SPACERS</u>
Remote footvalve control	✓		
Steam Tubes/Cap/Gask/Chain	✓		Size <u>3/4</u> <del>AL/SS</del> <u>CAP.</u>
Thermometer	✓		MFR <u>RHOMBERG</u> C-F <u>200°C/400F</u>
Walkway	✓		
Manhole Protection Cover	✓		
Spillbox	✓		
Manlid / Seal	✓		<del>SWR</del> /PTFE
Manlid swing bolts	✓		<del>4-6</del> (8) Bolted
Dipstick	✓		
Calibration Chart	✓		<u>1K S.S</u>
Safety Dev.Prot.Cover/Spillbox		✓	
EXTERNAL ACCESSORIES			
P/V Relief valves 1	✓		MFR FV/ Ser <u>0116902</u> Vac <u>6.2</u> Press <u>4.4.</u>
P/V Relief valves 2		✓	MFR FV/ Ser <u>BOLTED 6X</u> .Vac <u>—</u> Press <u>—</u>
Pressure Gauges		✓	MFR Range
Flame Traps on P/V Rel. Val.	✓		<u>1X</u>
Air Line Cap/Gasket/Blank/CH	✓		Size <u>1 1/2</u> <del>AL/SS</del> <u>CAP.</u>
Air Line Valve/Gasket/Gauge	✓		MFR <u>FV</u> Range <u>✓</u>
Top Disch. Prot. Cover/Spillb.		✓	
Top Disch. Valve		✓	MFR Butterfly/Ball
Top Disch. Blank/Gas.	✓		<u>6X BOLTED</u>
Top Operated Int. Footvalve		✓	
Tir strips bottom/top	✓		
INTERNAL CONDITION			
Cleaned / Dry	✓		
Discoloured		✓	
Rusted		✓	
Corroded		✓	
Pitted/Lamination Pitting		✓	
Thermometer probe		✓	
Valv. Clean fm. Moist/Res.	✓		
Siphon tube		✓	
Footvalve	✓		
Bursting discs		✓	MFR Range
Cleanliness certificate	✓		

REMARKS: AFTER ON-HIRE AND PHOTOS, BURSTING DISC + MANOMETER TO BE FITTED

- PTFE GASKET FITTED

- TO BE WIPED OUT BEFORE PICK-UP

<input checked="" type="checkbox"/> Accepted <input type="checkbox"/> Rejected	Surveyor's Name 
---	--

# INTERNAL INSPECTION REPORT

TANK SERIAL NO. *TASU 2110 14-7*

LAST PRODUCT:

Location: *CONSANI ROTTERDAM*





Ref. No.

Inspected By: *J.D.B*

Order No.

Date: *03-04-02*

### SURFACE CONDITION

-  STAINING
-  SURFACE RUST
-  SURFACE SCORING  
(Scratch/gouge marks)
-  PITTING

### INDICATE TYPE & SHAPE

See Note II of Section 9 on Corrosion  
Pitting in ACC.

DRAW PITTING TYPE  
or indicate A, B or C.

DRAW PITTING  
SURFACE SHAPE  
(Circular, elongated, etc.)

Pitting depth Average      mm/inch  
Pitting depth Maximum      mm/inch

Area of shell affected      %

Pitting in weld bead      Y/N

Is pitting light or heavy      L/H

Pitting in heat zone of  
weld bead      Y/N

Is pitting light or heavy      L/H

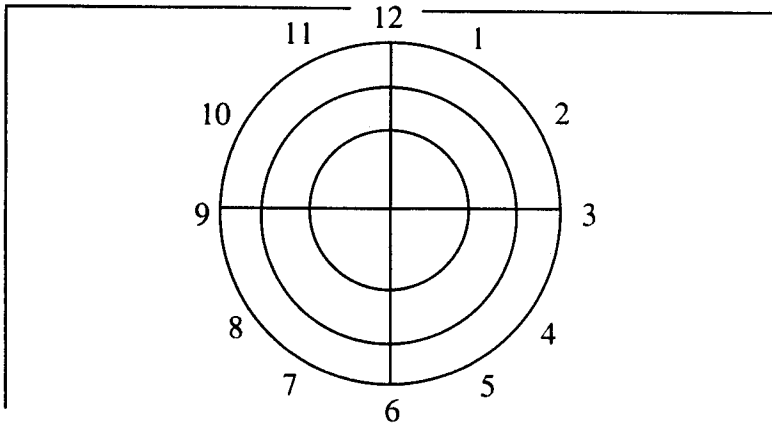
If tank is stained indicate  
colour

Condition of syphon tube

Indicate weld seam in plan

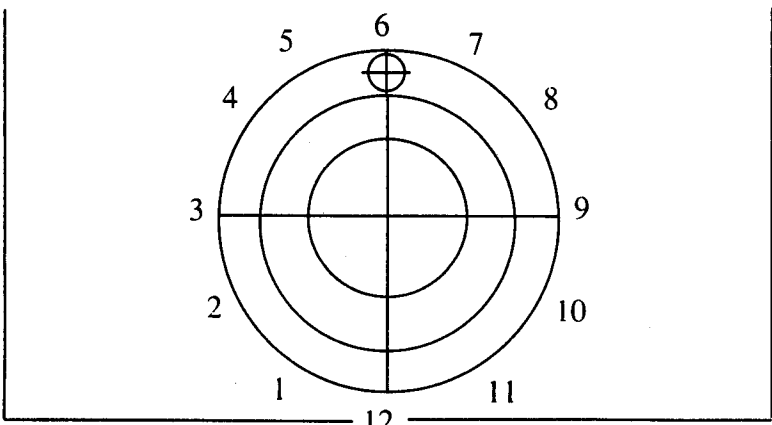
### ADDITIONAL COMMENTS

## FRONT



	12	11	10	9	8	7	6	5	4	3	2	1	
A													A
B													B
C													C
D	<i>NO REMARKS</i>												D
E													E
F													F
G													G
H													H

## REAR



Name (Print) *J.D.B*      Signed *[Signature]*      Date *03-04-02*



**CIMS INTERNATIONAL N.V.**  
 Container, cargo & marine surveyors

Worldwide  
 Headquarters


Noorderlaan 115, B-2030 Antwerpen 3  
 Tel. (03) 542 03 15 Fax (03) 542 54 81 E-mail cimswwhq@cims-surveys.com

TANK CONTAINER CLEANLINESS / SAFETY CERTIFICATE


Container no. : TASU 211079-F Tank type : IMOL  
 Premises : CONSANI ROTTERDAM  
 Last product : UNKNOWN  
 Date and time of inspection : 03-04-02 at 13.30 hrs

OXYGEN %	<u>21</u>	
LEL %	<u>0</u>	
SAFE FOR MEN - SAFE FOR FIRE		YES/ <del>NO</del>
DRY - ODOURLESS		YES/ <del>NO</del>
SHELL SURFACE CLEAN (visual examination only)		YES/ <del>NO</del>
MANHOLE GASKET CLEAN		YES/ <del>NO</del>
TOP DISCHARGE VALVE / SYPHON TUBE CLEAN		YES/ <del>NO</del>
BOTTOM DISCHARGE VALVE CLEAN		YES/ <del>NO</del>

REMARKS

-----  


NAME OF INSPECTOR :

-----  


This report refers to the condition of the tankcontainer at time of inspection only.

All orders are executed only in accordance with our General Conditions deposited with the Antwerp Chamber of Commerce and Industry.

TASU 2110197




3. 4. 2002



3. 4. 2002











3. 4. 2002



3. 4. 2002



